

WELCOME

Whether you're a talker, a texter or just love surfing the web, the MOTOROLA GLEAM+ does it all. Listening to music or taking photos and videos on the move, is just a key press away.

We've crammed all the main features of your phone into this handy guide—you can even take the guide with you.

If you'd like even more information about how to use your new MOTOROLA GLEAM+, visit www.motorola.com/support.

So, let's go.

Note: Your phone may not appear exactly as the images in this guide. However, all key locations, sequences and functions are the same.

Caution: Before assembling, charging or using your phone for the first time, please read the important safety, regulatory and legal information provided with your product.

YOUR PHONE



MESSAGES

Send an SMS or MMS


- Press > **Messaging** > **Write message**.
- Enter your message.
- Press .
- Select **Enter recipient**, enter a number and press , or select **Add from Phonebook** and scroll to a contact. Press to select a contact.
- Press .

Read messages

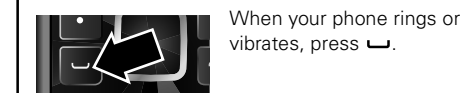
When you receive a message you will see **New message 1 unread** on your screen. Press **View** > to open the message.

CALLS

Make calls



Answer calls



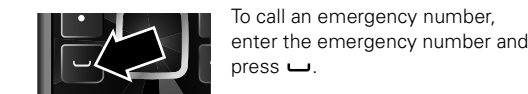
End a call



Redial number

- From the home screen, press to see a list of **All calls**.
- Scroll to the entry you want and press .

Emergency calls



Note: Your service provider programs one or more emergency phone numbers that you can call under any circumstances, even when your phone is locked. Emergency numbers vary by country. Your pre-programmed emergency number(s) may not work in all locations and sometimes an emergency call cannot be placed due to network, environmental or interference issues.

TIPS & TRICKS

Ringtone

To quickly change your ringtone, press and hold from the home screen.

Voicemail

Press and hold . If your voicemail number is preset, you will connect.

Backlight time

To set how long your backlight stays on, press > **Settings** > **Phone settings** > **LCD backlight**.

Flip LED display

To change the flip LED display animation, press > **Settings** > **Flip LED Standby animation**.

MUSIC

To use the music player, insert a microSD memory card (optional). The music player supports MP3, MIDI and AMR music formats.

Play music

Press > **Media player**

Controls

function	
play/pause	Press up/down.
next/previous song	Press right or left.
volume	Press the volume keys.

Tip: To view music stored on your microSD memory card, press > **File manager** > **Memory card**. To transfer music to/from your memory card, plug your USB cable into your phone & computer, then drag & drop files.

MENU MAP

- Call centre**
 - Call history
 - Call settings
- Phonebook**
- Messaging**
 - Write message
 - Inbox
 - Drafts
 - Outbox
 - Sent messages
 - Delete messages
 - Email
 - Broadcast message
 - Templates
 - Message settings
- Multimedia**
 - Image viewer
 - Sound recorder
 - FM radio
- Media player**
 - Now playing
 - All songs
 - All videos
 - Music playlists
- Camera**
- Fun & games**
- Browser**
- File manager**
 - Phone
 - Memory card
- Tools**
 - SIM toolkit
 - Alarm
 - World clock
 - Calendar
 - Calculator
 - Tasks
 - Currency converter
 - Stopwatch
- Settings**
 - Flip LED standby animation
 - Phone settings
 - Network settings
 - Security settings
 - Connectivity
 - Factory data reset
 - Licence manager
 - User profiles
 - Shortcuts
- Social networks**

This is a standard home screen layout. Your phone's home screen may be a little different.

LET'S GO

- Cover off.
- SIM in.
- microSD in.
- Battery in.
- Cover on.
- Charge up.

BASICS

Turn it on & off

Press and hold for a few seconds to turn the phone on/off.

Menu navigation

Press to open the main menu.
Tip: You can also press **Menu** (right soft key).

Press the navigation key up, down, right or left to highlight a menu option.

Press to select the highlighted option.

PERSONALISE

Set your wallpaper

Change the wallpaper to one that makes you smile. Press > **Settings** > **Phone settings** > **Display** > **Wallpaper**.

Set time & date

Press > **Settings** > **Phone settings** > **Time and date**.

Set ringtone & volume

Play it loud or keep it quiet, you choose.

Set auto power

Choose a profile. Press > **Profiles**.

Choose when to receive calls and messages—really useful stuff: Press > **Settings** > **Phone settings** > **Schedule power off**.

CONTACTS

Save contacts

- Enter the number on the home screen and press **Options** > **Save to Phonebook**.
- Enter the contact details and press **Yes** to save.
Tip: Press > **Phonebook** > **Options** > **Phonebook settings** > **Preferred storage** to choose where to save your contacts (**SIM** or **Phone**).

Call contacts

- Press > **Phonebook**.
- Press or , to scroll through the list to highlight the contact's number.
- Press .

PHOTOS & VIDEOS

Take photos & videos

- To use the camera press > **Camera**. Press **Options** > **Video recorder** to switch to video.
Tip: You can also press **Camera** (left soft key).
- Press to take your photo or to start/stop the video. Then:
 - To **send** your photo by MMS, press .
 - To **delete** the photo, press **Options** > **Delete**.
 - To **return to the viewfinder**, press **Continue**.

Tip: To set where your photos are stored press **Options** > **Photo album** > **Options** > **Photos** > **Options** > **Storage** > **Phone** or **Memory card**.

To transfer photos or videos to/from your memory card, plug your USB cable into your phone & computer, select **Mass storage** and then drag & drop files.

RADIO

Listen to the radio

- Plug a headset into your phone.
Note: The FM radio only works when the headset is plugged in.
- From the home screen, press > **Multimedia** > **FM Radio**.

To tune in a station, press or or press **Options** > **auto search**.
To adjust the volume, press the volume keys.
To record the radio, press and to turn off the radio, press .

Store favourite stations

When listening to a station, press **Options** > **Channel list**. Select a channel number and press to store it. Press **Options** > **Channel list** to see your stored stations. Press keys to to select a stored station.

BLUETOOTH™

Connect new devices

- Make sure the device you are pairing with is in discoverable mode.
- Press > **Settings** > **Connectivity** > **Bluetooth** > **Search audio device**.
- Your phone lists the devices it finds within range. Press a device name to connect with it.
- If necessary, press **Yes**, **OK** or enter the device passkey (such as **0000**) to connect to the device.

To automatically reconnect your phone with a paired device, simply turn the device off.

To automatically disconnect your phone from a paired device, simply turn the device off. To send a media file or contact, open the item that you want to transfer, then press **Options** > **Send** > **Via Bluetooth**.

WEB

Surf the web

- Note:** If you can't connect, contact your service provider.
- Use your phone's browser to surf your favourite websites.
- Press > **Browser** > **OK**.
- To go to a webpage, press **Edit** and enter a web address.
 - To open a bookmark, press **Menu** > **Bookmarks**.
 - To get help, press **Menu** > **Help**.

DISPLAY

The home screen shows when you turn on the phone. Status indicators can appear across the top of the home screen:



Note: Your phone's home screen may be different from the one shown.

Battery use & safety

The following battery use and safety information applies to all Motorola mobile devices. If your mobile device uses a non-removable main battery (as stated in your product information), details related to handling and replacing your battery should be disregarded — the battery should only be replaced by a Motorola-approved service facility and any attempt to remove or replace your battery may damage the product.

Important: Handle and store batteries properly to avoid injury or damage. Most battery issues arise from improper handling of batteries, and particularly from the continued use of damaged batteries.

- DON'Ts**
- **Don't disassemble, crush, puncture, shred or otherwise attempt to change the form of your battery.**
 - **Don't let the mobile device or battery come in contact with liquids.*** Liquids can get into the mobile device's circuits, leading to corrosion.
 - **Don't allow the battery to touch metal objects.** If metal objects, such as jewellery, stay in prolonged contact with the battery contact points, the battery could become very hot.
 - **Don't place your mobile device or battery near a heat source.*** High temperatures can cause the battery to swell, leak or malfunction.
 - **Don't dry a wet or damp battery with an appliance or heat source,** such as a hair dryer or microwave oven.

- DOs**
- **Do avoid leaving your mobile device in your car in high temperatures.***
 - **Do avoid dropping the mobile device or battery.*** Dropping these items, especially on a hard surface, can potentially cause damage.*
 - **Do contact your service provider or Motorola if your mobile device or battery has been damaged by dropping, liquids or high temperatures.**
- * **Note:** Always make sure that the battery compartment and any connector covers are closed and secure to avoid direct exposure of the battery to any of these conditions, even if your product information states that your **mobile device** can resist damage from these conditions.

Important: Motorola recommends you always use Motorola-branded batteries and chargers for quality assurance and safeguards. Motorola's warranty does not cover damage to the mobile device caused by non-Motorola batteries and/or chargers. To help you identify authentic Motorola batteries from non-original or counterfeit batteries (that may not have adequate safety protection), Motorola provides holograms on its batteries. You should confirm that any battery you purchase has a "Motorola Original" hologram. If you see a message on your display such as **Invalid battery** or **Unable to charge**, take the following steps:

- Remove the battery and inspect it to confirm that it has a "Motorola Original" hologram.
- If there is no hologram, the battery is not a Motorola battery.
- If there is a hologram, replace the battery and try charging it again.
- If the message remains, contact a Motorola authorised service centre.

Warning: Use of a non-Motorola battery or charger may present a risk of fire, explosion, leakage or other hazard.

Proper and safe battery disposal and recycling: Proper battery disposal is not only important for safety, it also benefits the environment. You can recycle your used batteries in many retail or service provider locations. Additional information on proper disposal and recycling can be found at www.motorola.com/recycling

Disposal: Promptly dispose of used batteries in accordance with local regulations. Contact your local recycling centre or national recycling organisations for more information on how to dispose of batteries.

Warning: Never dispose of batteries in a fire because they may explode.

Battery charging

Notes for charging your product's battery:

- During charging, keep your battery and charger near room temperature for efficient battery charging.
- New batteries are not fully charged.
- New batteries or batteries stored for a long time may take more time to charge.
- Motorola batteries and charging systems have circuitry that protects the battery from damage from overcharging.

Third party accessories

Use of third party accessories, including but not limited to batteries, chargers, headsets, covers, cases, screen protectors and memory cards, may impact your mobile device's performance. In some circumstances, third party accessories can be dangerous and may void your mobile device's warranty. For a list of Motorola accessories, visit www.motorola.com/products

Driving precautions

Responsible and safe driving is your primary responsibility when behind the wheel of a vehicle. Using a mobile device or accessory for a call or other application while driving may cause distraction. Using a mobile device or

accessory may be prohibited or restricted in certain areas, always obey the laws and regulations on the use of these products.

While driving, NEVER:

- Type or read texts.
- Enter or review written data.
- Surf the web.
- Input navigation information.

Perform any other functions that divert your attention from driving.

While driving, ALWAYS:

- Keep your eyes on the road.
- Use a hands-free device if available or required by law in your area.
- Enter destination information into a navigation device **before** driving.
- Use voice-activated features (such as voice dial) and speaking features (such as audible directions), if available.
- Obey all local laws and regulations for the use of mobile devices and accessories in the vehicle.
- End your call or other task if you cannot concentrate on driving.
- Remember to follow the "Smart practices while driving" in this guide and at www.motorola.com/callsmart (in English only).

Seizures/blackouts

Some people may be susceptible to epileptic seizures or blackouts when exposed to flashing lights, such as when playing videos or games. These may occur even if a person has never had a previous seizure or blackout.

If you have experienced seizures or blackouts, or if you have a family history of such occurrences, please consult your doctor before playing videos or games or enabling a flashing-lights feature (if available) on your mobile device. Discontinue use and consult a doctor if any of the following symptoms occur: convulsion, eye or muscle twitching, loss of awareness, involuntary movements or disorientation. It is always a good idea to hold the screen away from your eyes, leave the lights on in the room, take a 15-minute break every hour and stop use if you are tired.

Caution about high volume usage

Warning: Exposure to loud noise from any source for extended periods of time may affect your hearing. The louder the volume sound level, the less time is required before your hearing could be affected. To protect your hearing:

- Limit the amount of time you use headsets or headphones at high volume.
- Avoid turning up the volume to block out noisy surroundings.
- Turn the volume down if you can't hear people speaking near you.
- If you experience hearing discomfort, including the sensation of pressure or fullness in your ears, ringing in your ears or muffled speech, you should stop listening to the device through your headset or headphones and get your hearing checked.

For more information about hearing, see our website at direct.motorola.com/hellomoto/nss/AcousticSafety.asp (in English only).

Repetitive motion

When you repetitively perform actions such as pressing keys or entering finger-written characters, you may experience occasional discomfort in your hands, arms, shoulders, neck or other parts of your body. If you continue to have discomfort during or after such use, stop use and see a doctor.

Children

Keep your mobile device and its accessories away from small children. These products are not toys and may be hazardous to small children. For example:

- A choking hazard may exist for small, detachable parts.
- Improper use could result in loud sounds, possibly causing hearing injury.
- Improperly handled batteries could overheat and cause a burn.

Similar to a computer, if a child does use your mobile device, you may want to monitor their access to help prevent exposure to inappropriate apps or content.

Glass parts

Some parts of your mobile device may be made of glass. This glass could break if the product receives a substantial impact. If glass breaks, do not touch or attempt to remove. Stop using your mobile device until the glass is replaced by a qualified service centre.

Operational warnings

Obey all posted signs when using mobile devices in public areas.








Potentially explosive areas

Potentially explosive areas are often, but not always, posted and can include blasting areas, fueling stations, fueling areas (such as below decks on boats), fuel or chemical transfer or storage facilities or areas where the air contains chemicals or particles, such as grain dust or metal powders.

When you are in such an area, turn your mobile device off, and do not remove, install or charge batteries unless it is a radio product type especially qualified for use in such areas as "Intrinsically Safe" (for example, Factory Mutual, CSA or UL approved). In such areas, sparks can occur and cause an explosion or fire.

Symbol key

Your battery, charger or mobile device may contain symbols, defined as follows:

Symbol	Definition
	Important safety information follows.
	Do not dispose of your battery or mobile device in a fire.
	Your battery or mobile device may require recycling in accordance with local laws. Contact your local regulatory authorities for more information.
	Do not dispose of your battery or mobile device with your household waste. See "Recycling" for more information.
	Do not use tools.
	For indoor use only.
	Listening at full volume to music or voice through a headset may damage your hearing.

Radio frequency (RF) energy

Exposure to RF energy

Your mobile device contains a transmitter and receiver. When it is ON, it receives and transmits RF energy. When you communicate using your mobile device, the system handling your call controls the power level at which your mobile device transmits.

Your mobile device is designed to comply with local regulatory requirements in your country concerning exposure of human beings to RF energy.

RF energy operational precautions

For optimal mobile device performance, and to be sure that human exposure to RF energy does not exceed the guidelines set forth in the relevant standards, always follow these instructions and precautions:

- When placing or receiving a phone call, hold your mobile device just like you would a landline phone.
- If you wear the mobile device on your body, always place the mobile device in a Motorola-supplied or approved clip, holder, holster, case or body harness. If you do not use a body-worn accessory supplied or approved by Motorola, keep the mobile device and its aerial at least 2.5 cm (1 inch) from your body when transmitting.
- Using accessories not supplied or approved by Motorola may cause your mobile device to exceed RF energy exposure guidelines. For a list of Motorola-supplied or approved accessories, visit our website at: www.motorola.com.

RF energy interference/compatibility

Nearly every electronic device is subject to RF energy interference from external sources if inadequately shielded, designed or otherwise configured for RF energy compatibility. In some circumstances, your mobile device may cause interference with other devices.

Follow instructions to avoid interference problems

Turn off your mobile device in any location where posted notices instruct you to do so, such as hospitals or healthcare facilities.

In an aircraft, turn off your mobile device whenever instructed to do so by airline staff. If your mobile device offers a flight mode or similar feature, consult airline staff about using it in-flight.

Medical devices

If you have a medical device, including an implantable medical device such as a pacemaker or defibrillator, consult your healthcare provider and the device manufacturer's directions before using this mobile device.

Persons with implantable medical devices should observe the following precautions:

- ALWAYS keep the mobile device more than 20 centimetres (8 inches) from the implantable medical device when the mobile device is turned ON.
- DO NOT carry the mobile device in the breast pocket.
- Use the ear opposite the implantable medical device to minimise the potential for interference.
- Turn OFF the mobile device immediately if you have any reason to suspect that interference is taking place.

Read and follow the directions from the manufacturer of your implantable medical device. If you have any questions about using your mobile device with your implantable medical device, consult your health care provider.

Specific absorption rate (ICNIRP)

YOUR MOBILE DEVICE MEETS INTERNATIONAL GUIDELINES FOR EXPOSURE TO RADIO WAVES.

Your mobile device is a radio transmitter and receiver. It is designed not to exceed the limits for exposure to radio waves (radio frequency electromagnetic fields) recommended by international guidelines. The guidelines were developed by an independent scientific organisation (ICNIRP) and include a substantial safety margin designed to assure the safety of all persons, regardless of age and health. The radio wave exposure guidelines use a unit of measurement known as the Specific absorption rate, or SAR. The SAR limit for mobile devices is 2 W/kg. Tests for SAR are conducted using standard operating positions with the device transmitting at its highest certified power level in all tested frequency bands*. The highest SAR values under the ICNIRP guidelines for your device model are listed below.

Head-SAR	GSM 900 + Bluetooth	0.438 W/kg
Body-worn SAR	GSM 900 + Bluetooth	0.723 W/kg

During use, the actual SAR values for your device are usually well below the values stated. This is because, for purposes of system efficiency and to minimise interference on the network, the operating power of your mobile device is automatically decreased when full power is not needed for the call. The lower the power output of the device, the lower its SAR value.

Body-worn SAR testing has been carried out using an approved accessory or a separation distance of 2.5 cm (1 inch). To meet RF exposure guidelines during body-worn operation, the device should be in an approved accessory or positioned at least 2.5 cm (1 inch) away from the body. If you are not using an approved accessory, ensure that whatever product is used is free of any metal and that it positions the phone at least 2.5 cm (1 inch) away from the body. If you are interested in further reducing your RF exposure then you can easily do so by limiting your usage or simply using a hands-free kit to keep the device away from the head and body.

Additional information can be found at www.motorola.com/rfhealth.

European Union directives conformance statement

The following CE compliance information is applicable to Motorola mobile devices that carry one of the following CE marks:






[Only indoor use allowed in France for Bluetooth and/or Wi-Fi]

Hereby, Motorola declares that this product is in compliance with:

- The essential requirements and other relevant provisions of directive 1999/5/EC
- All other relevant EU directives



[Type: MC2-411H14]

Product Approval Number

The above gives an example of a typical product approval number.

You can view your product's Declaration of Conformity (DoC) to Directive 1999/5/EC (to R&TTE Directive) at www.motorola.com/tte (in English only). To find your DoC, enter the Product approval number from your product's label in the "Search" bar on the website.

*. The tests are carried out in accordance with [CENELEC EN50360] [IEC standard PT62209-1]

Smart practices while driving

Check the laws and regulations on the use of mobile devices and their accessories in the areas where you drive. Always obey them. The use of these devices may be prohibited or restricted in certain areas—for example, hands-free use only may be required. Go to www.motorola.com/callsmart (in English only) for more information.

Your mobile device lets you communicate by voice and data, almost anywhere, any time, wherever wireless service is available and safe conditions allow. When driving a car, driving is your first responsibility. If you choose to use your mobile device while driving, remember the following tips:

- **Get to know your Motorola mobile device and its features such as speed dial, redial and voice dial.** If available, these features help you to place your call without taking your attention off the road.
- **When available, use a hands-free device.** If possible, add an additional layer of convenience to your mobile device with one of the many Motorola original hands-free accessories available today.
- **Position your mobile device within easy reach.** Be able to access your mobile device without removing your eyes from the road. If you receive an incoming call at an inconvenient time, if possible, let your voicemail answer it for you.
- **Let the person you are speaking to know you are driving; if necessary, suspend the call in heavy traffic or hazardous weather conditions.** Rain, sleet, snow, ice and even heavy traffic can be hazardous.
- **Do not take notes or look up phone numbers while driving.** Jotting down a "to do" list or going through your address book takes attention away from your primary responsibility—driving safely.
- **Dial sensibly and assess the traffic; if possible, place calls when your car is not moving or before pulling into traffic.** If you must make a call while moving, dial only a few numbers, check the road and your mirrors, then continue.
- **Do not engage in stressful or emotional conversations that may be distracting.** Make people you are talking to aware you are driving and suspend conversations that can divert your attention away from the road.
- **Use your mobile device to call for help.** Dial 999 or another local emergency number in the case of fire, traffic accident or medical emergencies (wherever wireless phone service is available).
- **Use your mobile device to help others in emergencies.** If you see a road accident, crime in progress or other serious emergency wherever lives are in danger, call 999 or another local emergency number (wherever wireless phone service is available), as you would want others to do for you.
- **Call roadside assistance or a special non-emergency wireless assistance number when necessary.** If you see a broken-down vehicle posing no serious hazard, a broken traffic signal, a minor traffic accident where no one appears injured or a vehicle you know to be stolen, call roadside assistance or another special non-emergency wireless number (wherever wireless phone service is available).

If you see a road accident, crime in progress or other serious emergency wherever lives are in danger, call 999 or another local emergency number (wherever wireless phone service is available), as you would want others to do for you.

- **Secure personal information**—Your mobile device can store personal information in various locations including your SIM card, memory card and phone memory. Make sure you remove or clear all personal information before you recycle, return or give away your device. You can also back up your personal data to transfer to a new device. **Note:** For information on how to back up or wipe data from your mobile device, go to www.m-motorola.com/support
- **Online accounts**—Some mobile devices provide a Motorola online account (such as MOTOBLU). Go to your account for information on how to manage the account and how to use security features such as remote wipe and device location (where available).
- **Applications and updates**—Choose your apps and updates carefully and install from trusted sources only. Some apps can impact your phone's performance and/or have access to private information including account details, call data, location details and network resources.
- **Wireless**—For mobile devices with Wi-Fi features, only connect to trusted Wi-Fi networks. Also, when using your device as a hotspot (where available) use network security. These precautions will help prevent unauthorised access to your device.
- **Location-based information**—Location-based information includes information that can be used to determine the approximate location of a mobile device. Mobile phones which are connected to a wireless network

transmit location-based information. Devices enabled with GPS or AGPS technology also transmit location-based information. Additionally, if you use applications that require location-based information (e.g. driving directions), such applications transmit location-based information. This location-based information may be shared with third parties, including your wireless service provider, applications providers, Motorola and other third parties providing services.

- **Other information your device may transmit**—Your device may also transmit testing and other diagnostic (including location-based) information, and other non-personal information to Motorola or other third-party servers. This information is used to help improve products and services offered by Motorola.

If you have further questions regarding how the use of your mobile device may impact your privacy or data security, please contact Motorola at privacy@motorola.com, or contact your service provider.

Use & care

To care for your Motorola device, please observe the following:

liquids

Don't expose your mobile device to water, rain, extreme humidity, sweat or other liquids. If it does get wet, don't try to accelerate drying with the use of an oven or dryer, as this may damage the phone.

extreme heat or cold

Don't store or use your device in temperatures below -10°C (14°F) or above 60°C (140°F). Don't recharge your device in temperatures below 0°C (32°F) or above 45°C (113°F).

microwaves

Don't try to dry your phone in a microwave oven.

dust and dirt

Don't expose your device to dust, dirt, sand, food or other inappropriate materials.

cleaning solutions

To clean your device, use only a dry soft cloth. Do not use alcohol or other cleaning solutions.

shock and vibration

Don't drop your phone.

protection

To help protect your device, always make sure that the battery compartment and any connector covers are closed and secure.

Recycling

Mobile devices & accessories

Please do not dispose of mobile devices or electrical accessories (such as chargers, headsets or batteries) with your household waste or in a fire. These items should be disposed of in accordance with the national collection and recycling schemes operated by your local or regional authority. Alternatively, you may return unwanted mobile devices and electrical accessories to any Motorola approved service centre in your region. Details of Motorola-approved national recycling schemes and further information on Motorola recycling activities can be found at: www.motorola.com/recycling

Packaging & product guides

Product packaging and product guides should only be disposed of in accordance with national collection and recycling requirements. Please contact your regional authorities for more details.

Software copyright notice

Motorola products may include copyrighted Motorola and third-party software stored in semiconductor memories or other media. Laws in the United States and other countries preserve for Motorola and third-party software providers certain exclusive rights for copyrighted software, such as the exclusive rights to distribute or reproduce the copyrighted software. Accordingly, any copyrighted software contained in Motorola products may not be modified, reverse-engineered, distributed or reproduced in any manner to the extent allowed by law. Furthermore, the purchase of Motorola products shall not be deemed to grant either directly or by implication, estoppel or otherwise, any licence under the

copyrights, patents or patent applications of Motorola or any third-party software provider, except for the normal, non-exclusive, royalty-free licence to use that arises by operation of law in the sale of a product.

Content copyright

The unauthorised copying of copyrighted materials is contrary to the provisions of the copyright laws of the United States and other countries. This device is intended solely for copying non-copyrighted materials, materials in which you own the copyright or materials which you are authorised or legally permitted to copy. If you are uncertain about your right to copy any material, please contact your legal advisor.

Motorola Mobility Inc.

Limited Global Warranty Mobile Phones

FOR CONSUMERS WHO ARE COVERED BY CONSUMER PROTECTION LAWS OR REGULATIONS IN THEIR COUNTRY OF PURCHASE OR, IF DIFFERENT, THEIR COUNTRY OF RESIDENCE, THE BENEFITS CONFERRED BY THIS LIMITED WARRANTY ARE IN ADDITION TO ALL RIGHTS AND REMEDIES CONVEYED BY SUCH CONSUMER PROTECTION LAWS AND REGULATIONS.

Who is providing the Limited Warranty?

This Limited Warranty is provided by Motorola Mobility UK Limited, Redwood, Crookford Lane, Chineham Business Park, Basingstoke, RG24 8WQ, England.

Who is Covered?

This Limited Warranty extends only to the first consumer purchaser of the Product, and is not transferable.

What Does This Limited Warranty Cover?

Motorola Mobility Inc. or its subsidiaries' warranty obligations are limited to the terms and conditions set forth herein. Subject to the exclusions contained below, Motorola Mobility Inc or its subsidiaries ("Motorola") warrant this Mobile Phone, and any in-box accessories which accompany such Mobile Phone ("Product") against defects in materials and workmanship, under normal consumer use, for a period of ONE (1) YEAR from the date of retail purchase by the original end-user purchaser, or the period of time required by the laws of the country where the Product is purchased, whichever is longer ("Warranty Period"). Repairs made under this Limited Warranty are covered for the balance of the original Warranty Period, or 90 days from the date of service, whichever is longer. Any upgrade to the original product will be covered only for the duration of the original Warranty Period.

This Limited Warranty is only available in the country where the Product was purchased. Motorola may provide service outside the country of purchase, to the extent that it is possible and under the terms and conditions of the country of purchase.

This Limited Warranty applies only to new Products which are a) manufactured by or for Motorola as identified by the "Motorola" trademark, trade name, or logo legally affixed to them; b) purchased by consumers from an authorized reseller or distributor of Motorola Products; and c) accompanied by this written Limited Warranty.

What Will Motorola Do?

If a covered defect or damage arises and a valid warranty claim is received within the applicable Warranty Period, Motorola, at its sole option, unless otherwise required by applicable law, will either (1) repair, at no charge, the defect or damage using new, used or reconditioned/refurbished functionally equivalent replacement parts; or (2) exchange the Product with a replacement Product that is new or which has been reconditioned/refurbished or otherwise remanufactured from new or used parts and is functionally equivalent to the original Product; or (3) refund the purchase price of any Products covered by the terms and conditions of this Limited Warranty.

Products, parts and supporting documentation provided to Motorola as part of the warranty process, shall become the property of Motorola, and may not be returned. When a replacement or refund is given, the Product for which the replacement or refund is provided must be returned to Motorola and shall become the property of Motorola.

This Warranty Does Not Apply to:

- (a) **Consumable parts**, such as batteries or protective coatings designed to diminish over time unless failure has occurred due to a defect in materials or workmanship. As with all batteries, the maximum capacity of the battery will decrease with time and use; this is not a defect. Only defective batteries and batteries that leak are covered by this warranty.
- (b) **Cosmetic damage**, including but not limited to scratches, dents, cracks or other cosmetic damage.
- (c) **Damage caused by use with non-Motorola products.** Defects or damage that result from the use of non-Motorola branded or certified Products, accessories or other peripheral equipment, including without limitation housings, parts, or software, are excluded from coverage.

(d) **Damage caused by accident, abuse, misuse, liquid contact, fire, earthquake or other external causes**, including but not limited to: (i) improper usage or operation (e.g. operating the Product outside their permitted or intended uses as defined by Motorola, including but not limited to as set forth by Motorola in the Products' User Manual, Quick Start Guide, Online Tutorials, and other documentation), improper storage (e.g. subjecting the Product to extreme temperatures), abuse or neglect (e.g. broken/bent/misusing clips/fasteners/connectors), impact damage (e.g. dropping the Product) (ii) contact with liquids, water, rain, extreme humidity, heavy perspiration or other moisture; salt, road, dirt or fine substances (except for Products sold as resistant to such substances, but only to the extent that damage was not caused by incorrectly securing the phone's protective elements or subjecting the Product to conditions beyond its stated specifications or limits); (iii) use of the Product for commercial rental purposes; or (iv) external causes or acts which are not the fault of Motorola, including but not limited to flood, fire, earthquake, tornado or other acts of God, are excluded from coverage.

(e) **Unauthorized Service or Modification.** Defects or damage resulting from service, testing, adjustment, installation, maintenance, alteration, or modification in any way, including but not limited to tampering with or altering the software, by someone other than Motorola, or its authorized service centers, are excluded from coverage. Notwithstanding the foregoing, any Product which has had its bootloader unlocked, or whose operating system has been altered, including any failed attempts to unlock the bootloader or alter such operating system, is not covered by this warranty, regardless of whether such modifications are authorized, approved, or otherwise sanctioned by Motorola.

(f) **A product or part that has been modified in any manner without the written permission of Motorola.** Products that have been altered in any manner so as to prevent Motorola from determining whether such Products are covered under the terms of this Limited Warranty are excluded from coverage. The foregoing shall include but not be limited to (i) serial numbers, date tags or other manufacturer coding that has been removed, altered or obliterated; (ii) mismatched or duplicated serial numbers; or (iii) broken seals or other evidence